










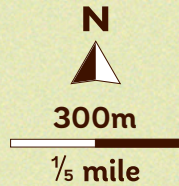


Welcome to Home Farm

A hidden gem in the Hampshire countryside, Home Farm is a nature lover's dream. Extending across 136 hectares (336 acres), it's a mosaic of different habitats, including open grassland, scrub, planted and ancient woodland.

Map key

-  Information board
-  Blue trail
-  White trail
-  Yellow trail
-  Permissive footpath
-  Public footpath
-  Car park
-  Entrance
-  Picnic table
-  Woodland
-  Meadow



Blue trail

0.8 miles / 1.4km | Moderate | Allow 20 minutes

Perfect for a short visit and picnic at the table.

White trail

2.2 miles / 3.6km | Moderate | Allow 45 minutes

Encompasses everything that Home Farm has to offer, from habitats and wildlife to history and views.

Yellow trail

1.1 miles / 1.8km | Easy | Allow 20 minutes

A contrasting walk through woodland and grassland.



WOODLAND TRUST

Improvements at this woodland have been supported by:



Get involved. Find out more about this wood and our work as the UK's largest woodland conservation charity:
0330 333 3300 | The Woodland Trust Kempton Way Grantham Lincolnshire NG31 6LL | woodlandtrust.org.uk