














Welcome to Marden Park

Totalling 68 hectares (167 acres), Marden Park is perched high on the North Downs in the Surrey Hills Area of Outstanding Natural Beauty. Its woodland contains a diverse mix of trees including whitebeam, field maple, ash, hawthorn and spectacular veteran beech trees.

Map key

-  Information board
-  Circular trail  Steep slope
-  Public footpath
-  Public bridleway
-  North Downs Way  Steep slope
-  Permissive footpath  Steep slope
-  Car park/lay-by
-  Entrance
-  Steps
-  Woodland Trust woodlands



300m

1/5 mile



WOODLAND
TRUST

Improvements at this woodland have been supported by:



Get involved. Find out more about this wood and our work as the UK's largest woodland conservation charity:
0330 333 3300 | The Woodland Trust Kempton Way Grantham Lincolnshire NG31 6LL | woodlandtrust.org.uk